
Work First NJ

Quarterly Progress Report
July 2024 - September 2024

State of New Jersey
Department of Human Services
Division of Family Development



Natasha Johnson
Assistant Commissioner

Sarah Adelman
Commissioner

Background

This quarterly report, mandated by the Work First New Jersey (WFNJ) law, is a summary of New Jersey's Temporary Assistance for Needy Families Program and General Assistance Programs. The data elements included in the report are those specified by N.J.S.A. 44:10-41.

Part One: WorkFirst NJ Caseload

Temporary Assistance for Needy Families (TANF)

11,514 families received WFNJ/TANF at the end of September 2024, a decrease of 1.46% from the previous quarter.

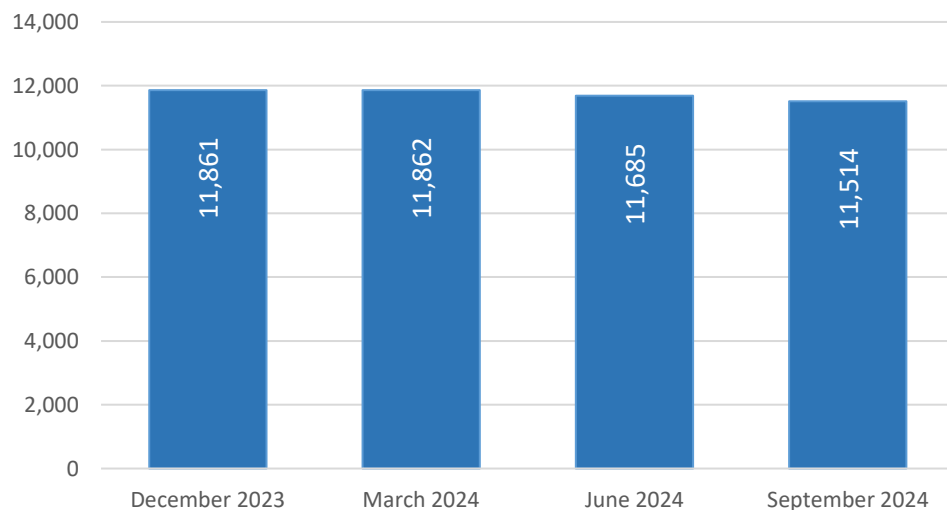


Figure 1: TANF family caseload by quarter.

Client Deferrals and Exemptions

Of the total TANF family caseload (11,514), 6,523 cases (56.65%) had an adult in the household with a mandatory WFNJ/TANF work requirement. 2,111 cases (18.33%) were exempt child-only households and 671 cases (5.83%) had a long-term health deferral. 2,209 cases (19.19%) had some other type of deferral.

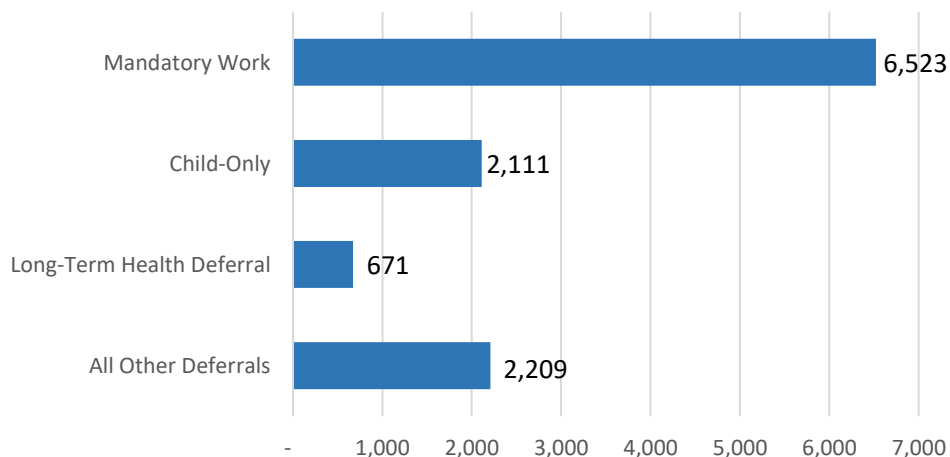


Figure 2: TANF caseload by case status as of September 2024.

General Assistance (GA)

The number of persons receiving General Assistance (GA) at the end of September 2024 was 15,921, an increase of 1.47% from the previous quarter.

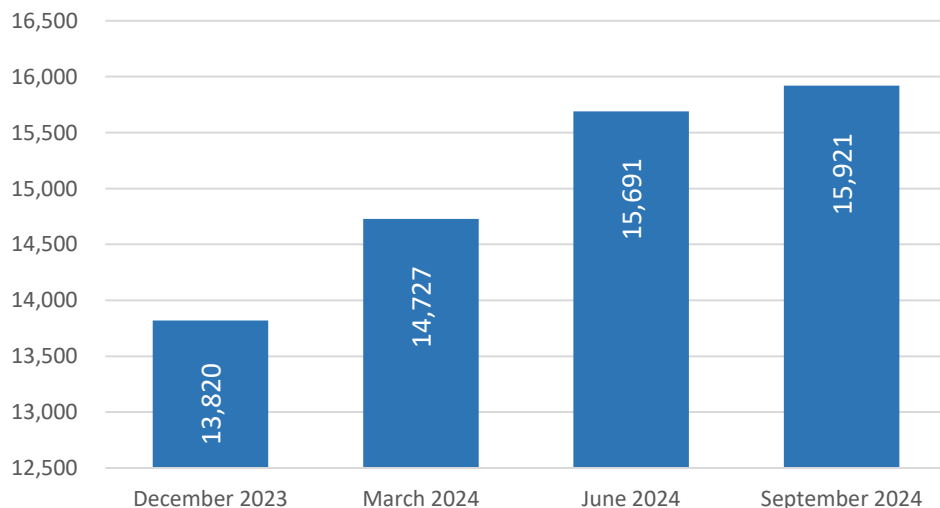


Figure 3: General Assistance (GA) participants by quarter.

Part Two : Employment and Work Preparation

Participation of WFNJ/TANF Clients in Employment-Directed Activities

In September 2024, 3,296 TANF clients were engaged in work activities. 587 (17.81%) of these individuals had begun working but were receiving a partial cash assistance payment due to income disregards.

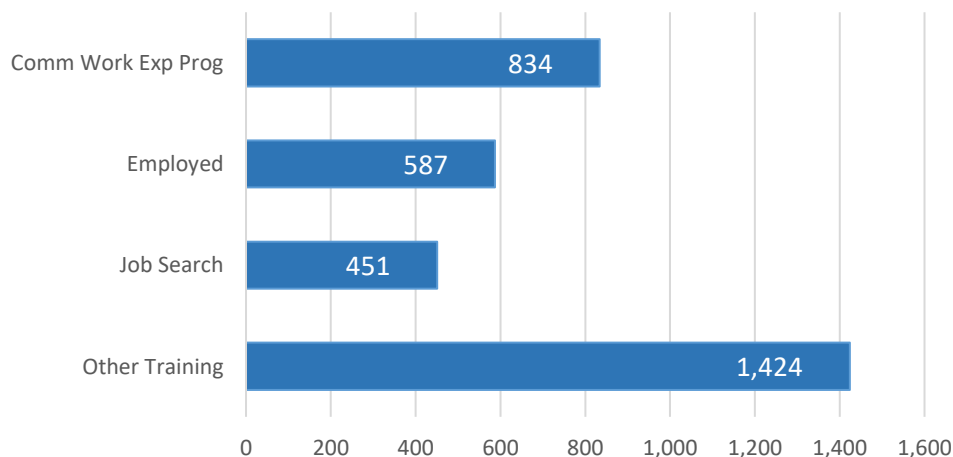


Figure 4: Participation of WFNJ/TANF clients in employment-directed activities.

Federal Participation Requirement

Of the recipients scheduled to participate in the work-directed activities, 604 participated at levels sufficient to satisfy federal requirements.

Cases Closed Due to Employment

During the third calendar quarter, an average of 344 WFNJ/TANF and GA clients per month left the program due to employment. The number of employed TANF and GA recipients trended downward with a decrease of 1% from July to September, and an increase of 13% for GA clients.

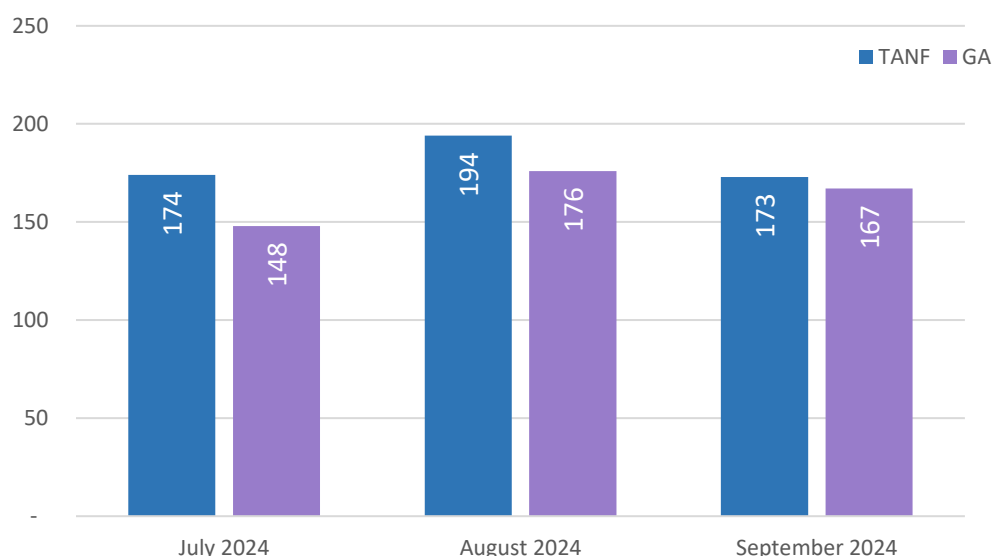


Figure 5 : GA and TANF clients leaving due to employment.

Major Reasons for TANF Case Closings

During the third calendar quarter of 2024, 3,127 TANF cases were closed. 17% of these TANF cases closed due to employment.

Reason for Closing	JUL 24	AUG 24	SEP 24	TOTAL
TANF Sanctions	2	8	15	25
Due to Employment	174	194	173	541
Recipient Withdrawal	62	68	79	209
No Redetermination	126	157	142	425
No Eligible Children	81	60	65	206
Recipient Initiative	185	243	190	618
Moved to Another County	24	27	29	80
Unable to Verify Residence	20	25	16	61
Moved Out of State	16	24	23	63
Unemployment Ins. Benefits	12	15	9	36
60-Month Time Limit	24	22	40	86
Other Closed Cases*	261	254	262	777
	987	1,097	1,043	3,127

* Primarily unearned income-child support, pension, federal benefits.

Table 1: Major reasons for case closing, Moved Out of State – .

Earnings of TANF Recipients

During the third calendar quarter of 2024, WFNJ/TANF recipients who were working earned an average of \$18.78 per hour, an increase of 4% since December 2023.

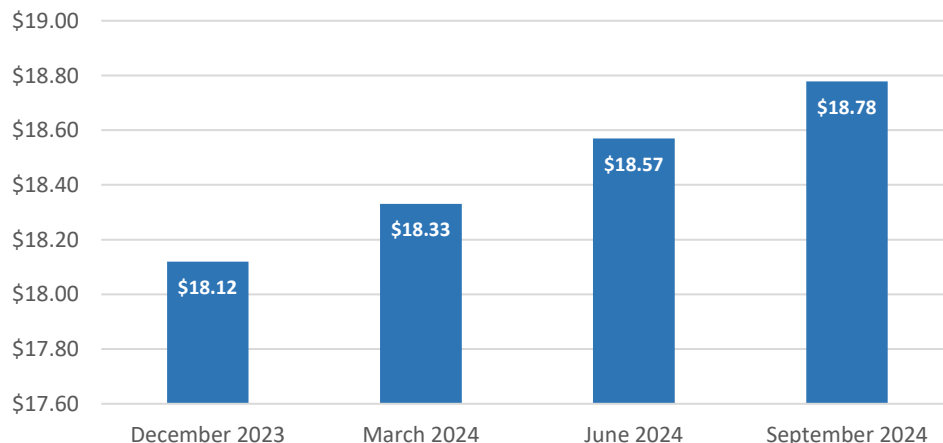


Figure 6: Mean hourly wage of TANF recipients by quarter, December 2023 – September 2024.

Part Three: Child Care

WFNJ/TANF Cases Receiving Child Care Benefits

As of September 2024, over 1,000 WFNJ/TANF clients received child care benefits. Post-TANF child care benefits were issued to over 200 families who became employed and were no longer receiving cash assistance.

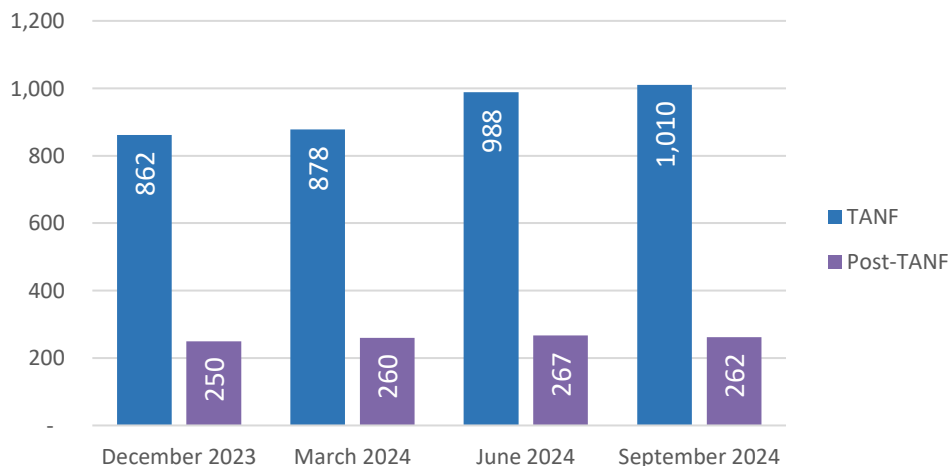


Figure 7: WFNJ/TANF cases receiving child care benefits by quarter.